

RENOLD

theme park chain



RENOLD

putting safety first

Theme park industry


RENOLD THEME PARK CHAIN

- Fully integrated design for added ride safety and longer life
- Specified by many of the world's leading ride designers and constructors
- Used, safely, on rides since 1928
- All produced in ISO 9000 and API approved factories

APPLICATIONS

Renold chains are used on:

- Roller coasters
- Water rides
- Carousel drives
- Drag inclines for splash rides
- Drive motors



When being dragged to the top of some of the highest white knuckle rides, or through the longest and deepest water rides in the world, Renold Chain provides added ride security and safety. Nemesis, Alton Towers.



STANDARD ROLLER COASTER CHAIN - KEY FEATURES

- Designed specifically to meet demands of increasingly higher and faster white knuckle rides
- Special crank link design allows full interchangeability with API 4 chain
- Over 30% improvement in load resistance over conventional chain with no increase in weight
- Substantially improved fatigue resistance leading to longer life
- Close tolerance control to optimise chain performance
- Customised plate holing and pin surface conditioning ensure optimum fit between pin and plate, thus overcoming need for pin welding and the consequential poorer life and safety performance
- Unique heat treatment and stress reduction techniques including shot peening of the bush, ensure maximum resistance to shock loading from dog tags

STANDARD WATER RIDE CHAIN - KEY FEATURES

- Rugged, robust design to maximise durability
- Special heat treatment and stress reducing processes maximise resistance to shock loading
- Attachment fitting is varied to match load specification
- Optimum zinc coating thickness for corrosion protection
- Special water repelling grease to ensure smooth running

- Bespoke design service available as required
- Renold Theme Park installation, maintenance and safety manual is available - a must for all installers and maintainers of chain

RENOLD INNOVATION

The loads required for Roller Coaster chain have increased dramatically in the last 15 years with higher payloads and greater drop heights needed to satisfy public demand for faster, more exciting rides.

The effect of increased loads has placed increasing demands upon the chain.

Renold has therefore developed special chains with substantially improved fatigue resistance to satisfy the increasing demands.



Renold Chain has over 70 years of experience in supplying chain products to roller coaster rides.

RENOLD SMARTLINK®

To improve the understanding of the complex loading involved in modern roller coasters Renold have developed the Renold Smartlink® which charts stress across the full chain cycle to facilitate design and identify peak stress conditions.



RENOLD SERVICE

- Renold have trained engineers in 16 countries worldwide and agents in over 70 countries available to assist
- Specialist application engineers are also available on request
- Renold Smartlink® can be used for assessing peak loading conditions
- Renold Theme Park installation, maintenance and safety guide is a must for all installers and maintenance engineers
- In addition to chain, Renold offer a full package of transmission goods including chain guides, tensioners, gears, couplings and sprag clutches

LOCATIONS

Renold chain is used in theme parks around the world:


USA - Florida, California, Tennessee & the Midwest.

UK - Major Theme Parks throughout the U.K.

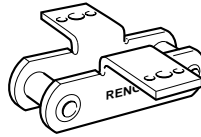
Europe - Belgium, France, Germany, Holland, Spain & Scandinavia.

Middle East, Argentina, Australia, Japan, Korea & South Africa.

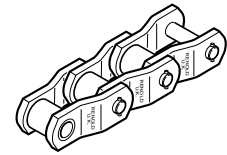
Theme park industry




K1 - Integral



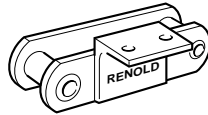
K3 - Integral



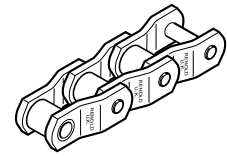
Cranked link - detachable



K1 - Welded



K2 - Welded



Cranked link - riveted

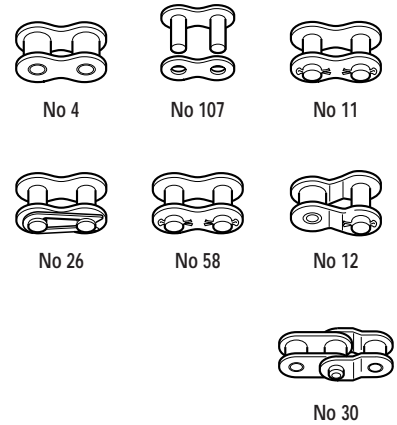
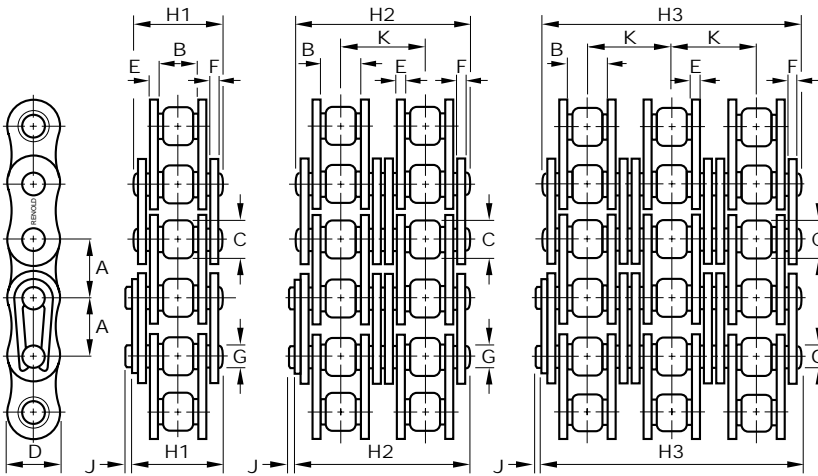
AMUSEMENT PARK CHAIN - ROLLER COASTER CHAINS

| Chain Number | Breaking Load lbs | Breaking Load kN | Pitch | Gearing Dia. | Inside Width | Side Plate Depth (max) | Side Plate Thick Inner | Side Plate Thick Outer | Special Features |
|--------------|-------------------|------------------|-------|--------------|--------------|------------------------|------------------------|------------------------|---|
| 588506 | 150.000 | 667 | 103.2 | 44.45 | 49.58 | 58.3 | 12.95 | 12.95 | Cranked Link - Cottered |
| 588509 | 150.000 | 667 | 103.2 | 44.45 | 49.58 | 58.3 | 12.95 | 12.95 | Cranked Link - Riveted |
| 586946 | 157.366 | 700 | 103.2 | 44.45 | 49.58 | 58.3 | 14.0 | 12.0 | Straight sideplate - Riveted and No58 links |

AMUSEMENT PARK CHAIN - WATER RIDE CHAINS

| Chain Number | Breaking Load lbs | Breaking Load kN | Pitch | Bush Dia. | Inside Width | Side Plate Depth | Side Plate Thick Inner | Side Plate Thick Outer | Special Features |
|--------------|-------------------|------------------|-------|-----------|--------------|------------------|------------------------|------------------------|---------------------------------------|
| 176499 / 03 | 15.000 | 67 | 101.6 | 23.6 | 19.0 | 38.1 | 5.1 | 3.8 | Standard K3 attachments Zinc plated * |
| 176600 / 03 | 15.000 | 67 | 101.6 | 23.6 | 19.0 | 38.1 | 5.1 | 3.8 | Standard K3 attachments Zinc plated * |
| 178388 / 03 | 30.000 | 134 | 101.6 | 33.2 | 25.4 | 51.0 | 7.1 | 5.1 | Standard K3 attachments Zinc plated * |
| 178403 / 03 | 30.000 | 134 | 101.6 | 33.2 | 25.4 | 51.0 | 7.1 | 5.1 | Standard K2 attachments Zinc plated * |
| 179385 / 03 | 45.000 | 200 | 152.4 | 38.1 | 38.1 | 61.0 | 8.9 | 7.6 | Standard K2 attachments Zinc plated * |
| 179362 / 03 | 45.000 | 200 | 152.4 | 38.1 | 38.1 | 61.0 | 8.9 | 7.6 | Standard K2 attachments Zinc plated * |
| 166245 / 03 | 60.000 | 267 | 152.4 | 33.2 | 25.4 | 51.0 | 7.1 | 5.1 | Standard K3 attachments Zinc plated * |
| 179639 / 03 | 60.000 | 267 | 127.0 | 38.1 | 38.1 | 61.0 | 8.9 | 7.6 | Zinc plated * |
| 179848 / 03 | 85.000 | 378 | 152.4 | 38.1 | 38.1 | 64.0 | 13.0 | 10.0 | Standard K3 attachments Zinc plated * |
| 166207 / 03 | 85.000 | 400 | 127.0 | 38.1 | 38.1 | 63.5 | 13.0 | 10.0 | Zinc plated * |
| 179840 / 03 | 85.000 | 400 | 152.4 | 38.1 | 38.1 | 63.5 | 13.0 | 10.0 | Standard K2 attachments Zinc plated * |
| 179850 / 03 | 90.000 | 400 | 152.4 | 44.4 | 76.2 | 64.0 | 13.0 | 10.0 | Zinc plated * |
| 171123 / 03 | 100.000 | 449 | 120.9 | 38.1 | 50.8 | 58.0 | 10.0 | 10.0 | Zinc plated * |
| 799947 / 315 | 202.300 | 900 | 315.0 | 60.0 | 78.0 | 120.0 | 16.0 | 16.0 | Standard K2 attachments Zinc plated * |

* THESE CHAINS ARE TREATED WITH SPECIAL WATER RESISTANT LUBRICATION AS STANDARD.



AMUSEMENT PARK CHAIN - DRIVE CHAIN

Chain Technical Details

Connecting Links


| ISO No | Renold Chain No | Pitch Inch | Pitch mm | Inside Width | Roller Dia | Plate Height | Plate Width Inner | Plate Width Outer | Pin Dia | Pin Len | Con Link Extra | Trans Pitch | F _B Newtons Min | Weight kg/m | No 4 | No 107 | No 11 | No 26 | No 58 | No 12 | No 30 |
|---------------------|-----------------|------------|----------|--------------|------------|--------------|-------------------|-------------------|---------|---------|----------------|-------------|----------------------------|-------------|------|--------|-------|-------|-------|-------|-------|
| | | A | A | B | C | D | E | F | G | H | J | K | | | | | | | | | |
| BS SIMPLE | | | | | | | | | | | | | | | | | | | | | |
| 08B-1 | 110046# | 0.50 | 12.7 | 7.75 | 8.51 | 11.81 | 1.55 | 1.55 | 4.45 | 17.0 | 3.9 | - | 19000 | 0.70 | ✓ | ✓ | - | ✓ | - | - | ✓ |
| 10B-1 | 110056# | 0.625 | 15.875 | 9.65 | 10.16 | 14.7 | 1.55 | 1.55 | 5.08 | 18.8 | 4.1 | - | 23000 | 0.92 | ✓ | ✓ | - | ✓ | - | - | ✓ |
| 12B-1 | 110066# | 0.75 | 19.05 | 11.68 | 12.07 | 15.93 | 1.8 | 1.8 | 5.72 | 22.7 | 4.6 | - | 30500 | 1.20 | ✓ | ✓ | - | ✓ | - | - | ✓ |
| 16B-1 | 110088 | 1.00 | 25.4 | 17.02 | 15.88 | 20.57 | 4.12 | 3.1 | 8.28 | 36.1 | 5.4 | - | 67000 | 2.80 | ✓ | ✓ | - | ✓ | - | ✓ | - |
| 20B-1 | 110106 | 1.25 | 31.75 | 19.56 | 19.05 | 26.04 | 4.62 | 3.61 | 10.19 | 43.2 | 6.1 | - | 98070 | 3.85 | ✓ | ✓ | - | ✓ | - | ✓ | - |
| 32B-1 | 110166 | 2.00 | 50.8 | 30.99 | 29.21 | 41.22 | 7.11 | 6.35 | 17.81 | 67.4 | 7.9 | - | 255000 | 10.10 | ✓ | ✓ | ✓ | - | - | ✓ | - |
| BS DUPLEX | | | | | | | | | | | | | | | | | | | | | |
| 08B-2 | 114046 | 0.50 | 12.7 | 7.75 | 8.51 | 11.81 | 1.55 | 1.55 | 4.45 | 31.0 | 3.9 | 13.92 | 36500 | 1.38 | ✓ | ✓ | - | ✓ | - | - | ✓ |
| 10B-2 | 114056 | 0.625 | 15.875 | 9.65 | 10.16 | 14.7 | 1.55 | 1.55 | 5.08 | 35.4 | 4.1 | 16.59 | 44500 | 1.80 | ✓ | ✓ | - | ✓ | - | - | ✓ |
| 12B-2 | 114066 | 0.75 | 19.05 | 11.68 | 12.07 | 15.93 | 1.8 | 1.8 | 5.72 | 42.2 | 4.6 | 19.46 | 61000 | 2.40 | ✓ | ✓ | - | ✓ | - | - | ✓ |
| 16B-2 | 114088 | 1.00 | 25.4 | 17.02 | 15.88 | 20.57 | 4.12 | 3.1 | 8.28 | 68.0 | 5.4 | 31.88 | 127500 | 5.50 | ✓ | ✓ | - | ✓ | - | ✓ | - |
| 20B-2 | 114106 | 1.25 | 31.75 | 19.56 | 19.05 | 26.04 | 4.62 | 3.61 | 10.19 | 79.7 | 6.1 | 36.45 | 196100 | 7.80 | ✓ | ✓ | - | ✓ | - | ✓ | - |
| 32B-2 | 114166 | 2.00 | 50.8 | 30.99 | 29.21 | 41.22 | 7.11 | 6.35 | 17.81 | 126.0 | 7.9 | 58.55 | 485450 | 20.10 | ✓ | ✓ | ✓ | - | - | ✓ | - |
| BS TRIPLEX | | | | | | | | | | | | | | | | | | | | | |
| 08B-3 | 116046 | 0.50 | 12.7 | 7.75 | 8.51 | 11.81 | 1.55 | 1.55 | 4.45 | 44.9 | 3.9 | 13.92 | 56000 | 2.06 | ✓ | ✓ | - | ✓ | - | - | ✓ |
| 10B-3 | 116056 | 0.625 | 15.875 | 9.65 | 10.16 | 14.7 | 1.55 | 1.55 | 5.08 | 52.8 | 4.1 | 16.59 | 66700 | 2.54 | ✓ | ✓ | - | ✓ | - | - | ✓ |
| 12B-3 | 116066 | 0.75 | 19.05 | 11.68 | 12.07 | 15.93 | 1.8 | 1.8 | 5.72 | 61.7 | 4.6 | 19.46 | 92000 | 3.60 | ✓ | ✓ | - | ✓ | - | - | ✓ |
| 16B-3 | 116088 | 1.00 | 25.4 | 17.02 | 15.88 | 20.57 | 4.12 | 3.1 | 8.28 | 99.9 | 5.4 | 31.88 | 191250 | 8.15 | ✓ | ✓ | - | ✓ | - | ✓ | - |
| 20B-3 | 116106 | 1.25 | 31.75 | 19.56 | 19.05 | 26.04 | 4.62 | 3.61 | 10.19 | 116.1 | 6.1 | 36.45 | 294200 | 11.65 | ✓ | ✓ | - | ✓ | - | ✓ | - |
| 32B-3 | 116166 | 2.00 | 50.8 | 30.99 | 29.21 | 41.22 | 7.11 | 6.35 | 17.81 | 184.5 | 7.9 | 58.55 | 728700 | 30.00 | ✓ | ✓ | ✓ | - | - | ✓ | - |
| ANSI SIMPLE | | | | | | | | | | | | | | | | | | | | | |
| 40 | 119043 | 0.50 | 12.7 | 7.85 | 7.92 | 11.15 | 1.55 | 1.55 | 3.98 | 17.8 | 3.9 | - | 16900 | 0.63 | ✓ | ✓ | ✓ | ✓ | - | ✓ | ✓ |
| 50 | 119053 | 0.625 | 15.875 | 9.4 | 10.16 | 14.55 | 2.03 | 2.03 | 5.07 | 21.8 | 4.1 | - | 27800 | 1.05 | ✓ | ✓ | ✓ | ✓ | - | ✓ | ✓ |
| 60 | 119063 | 0.75 | 19.05 | 12.58 | 11.91 | 17.45 | 2.39 | 2.39 | 5.96 | 26.9 | 4.6 | - | 37800 | 1.55 | ✓ | ✓ | ✓ | ✓ | - | ✓ | ✓ |
| 80 | 119083 | 1.00 | 25.4 | 15.75 | 15.88 | 24.05 | 3.25 | 3.25 | 7.93 | 33.5 | 5.4 | - | 64500 | 2.80 | ✓ | ✓ | ✓ | - | ✓ | ✓ | - |
| 100 | 119103 | 1.25 | 31.75 | 18.9 | 19.05 | 29.97 | 4.06 | 4.06 | 9.54 | 41.1 | 6.1 | - | 104500 | 4.20 | ✓ | ✓ | ✓ | - | ✓ | ✓ | - |
| 160 | 119163 | 2.00 | 50.8 | 31.55 | 28.58 | 47.73 | 6.35 | 6.35 | 14.29 | 65.5 | 7.9 | - | 244500 | 10.40 | ✓ | ✓ | ✓ | - | ✓ | ✓ | - |
| ANSI DUPLEX | | | | | | | | | | | | | | | | | | | | | |
| 40-2 | 115043 | 0.50 | 12.7 | 7.85 | 7.92 | 11.15 | 1.55 | 1.55 | 3.98 | 32.2 | 3.9 | 14.38 | 33800 | 1.20 | ✓ | ✓ | ✓ | ✓ | - | ✓ | ✓ |
| 50-2 | 115053 | 0.625 | 15.875 | 9.4 | 10.16 | 14.55 | 2.03 | 2.03 | 5.07 | 39.9 | 4.1 | 18.11 | 55600 | 2.10 | ✓ | ✓ | ✓ | ✓ | - | ✓ | ✓ |
| 60-2 | 115063 | 0.75 | 19.05 | 12.58 | 11.91 | 17.45 | 2.39 | 2.39 | 5.96 | 49.8 | 4.6 | 22.78 | 75600 | 3.05 | ✓ | ✓ | ✓ | ✓ | - | ✓ | ✓ |
| 80-2 | 115083 | 1.00 | 25.4 | 15.75 | 15.88 | 24.05 | 3.25 | 3.25 | 7.93 | 62.7 | 5.4 | 29.29 | 129000 | 5.50 | ✓ | ✓ | ✓ | - | ✓ | ✓ | - |
| 100-2 | 115103 | 1.25 | 31.75 | 18.9 | 19.05 | 29.97 | 4.06 | 4.06 | 9.54 | 77.0 | 6.1 | 35.76 | 209000 | 8.40 | ✓ | ✓ | ✓ | - | ✓ | ✓ | - |
| 160-2 | 115163 | 2.00 | 50.8 | 31.55 | 28.58 | 47.73 | 6.35 | 6.35 | 14.29 | 124.2 | 7.9 | 58.55 | 489000 | 20.60 | ✓ | ✓ | ✓ | - | ✓ | ✓ | - |
| ANSI TRIPLEX | | | | | | | | | | | | | | | | | | | | | |
| 40-3 | 117043 | 0.50 | 12.7 | 7.85 | 7.92 | 11.15 | 1.55 | 1.55 | 3.98 | 46.17 | 3.9 | 14.38 | 50700 | 1.85 | ✓ | ✓ | ✓ | ✓ | - | ✓ | ✓ |
| 50-3 | 117053 | 0.625 | 15.875 | 9.4 | 10.16 | 14.55 | 2.03 | 2.03 | 5.07 | 57.9 | 4.1 | 18.11 | 83400 | 3.15 | ✓ | ✓ | ✓ | ✓ | - | ✓ | ✓ |
| 60-3 | 117063 | 0.75 | 19.05 | 12.58 | 11.91 | 17.45 | 2.39 | 2.39 | 5.96 | 72.6 | 4.6 | 22.78 | 113400 | 4.55 | ✓ | ✓ | ✓ | ✓ | - | ✓ | ✓ |
| 80-3 | 117083 | 1.00 | 25.4 | 15.75 | 15.88 | 24.05 | 3.25 | 3.25 | 7.93 | 91.9 | 5.4 | 29.29 | 193500 | 8.30 | ✓ | ✓ | ✓ | - | ✓ | ✓ | - |
| 100-3 | 117103 | 1.25 | 31.75 | 18.9 | 19.05 | 29.97 | 4.06 | 4.06 | 9.54 | 113.0 | 6.1 | 35.76 | 313500 | 12.60 | ✓ | ✓ | ✓ | - | ✓ | ✓ | - |
| 160-3 | 117163 | 2.00 | 50.8 | 31.55 | 28.58 | 47.73 | 6.35 | 6.35 | 14.29 | 182.9 | 7.9 | 58.55 | 733950 | 31.00 | ✓ | ✓ | ✓ | - | ✓ | ✓ | - |

F_B = AXIAL BREAKING FORCE

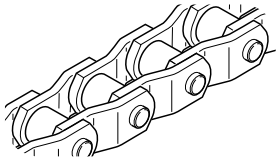
THESE CHAINS CAN BE SUPPLIED NICKEL PLATED

Theme park industry

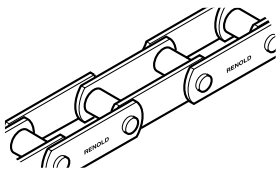
RENOLD CHAIN TYPES



Drive chain
ISO606 / 606A
DIN8187 / Ansi B29.1



Crank Link



Conveyor chain

SUPPLEMENTARY LITERATURE

- Renold Theme Park Installation Maintenance and Safety Guide
- Renold Popular Chain Products
- Amusement Park Ride Questionnaire
- Renold Chain Care and Handling Guide

ALSO AVAILABLE FROM RENOLD

SPROCKETS



Renold sprockets are the ideal solution for smooth chain operation. A range of standard and bespoke sprockets can be supplied on request.

SPRAG CLUTCH

Sprag clutches are the solution for back stopping, indexing and over running applications. The no backlash design gives positive connection between driver and driven components. Torque capacities of over 800,000Nm are available, with bore sizes of 500mm.



WARNING

The information given in this brochure is for general guidance only. In replacing chain on amusement park rides Renold strongly recommend that all practices given in the following literature are followed in full:


- Renold Chain Care and Handling Guide
- Renold Theme Park Chain Installation, Maintenance and Safety Guide

All replacement chain should comply with the original equipment manufacturer's exact specification and Renold would advise strongly against using welded chains in these safety critical applications.

If you are unsure about the original specification Renold will be pleased to help you select an appropriate chain on completion of a Renold Chain Amusement Park Ride Questionnaire. Please fill this in fully and carefully, as Renold cannot be held responsible for the suitability of the chain for the purpose if incorrect or incomplete information is given.

POWERMASTER

Powermaster is a helical/worm geared motor unit available in six unit sizes up to 90kW capacity. A wide range of mounting and shaft options are available. The standard unit has ratios from 8:1 to 307:1 and when combined with Ritespeed Helical gear, offers ratios of up to 20,000:1.



- Renold also supply a range of chain tensioners, including the unique, innovative, Roll-Ring® self adjusting chain tensioner. Roll-Ring® is used extensively in smaller pitch chain drives, and is available for both BS and ANSI standards.

Unique quality and safety

RENOLD

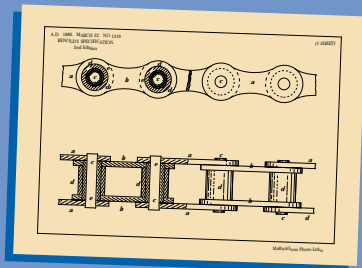
'IN A CLASS OF ITS OWN'

Renold, the inventor of Bush Roller Chain has led the world in chain technology for more than a century.



Only products designed and supplied to our specification carry the MARK OF EXCELLENCE, 'RENOLD'. You can be sure that when you choose such a product, Renold Service, Quality, Value for Money and LONG LIFE PERFORMANCE are guaranteed.

Original patent drawing 1880



A UNIQUE SERVICE



Renold, the premier chain company is dedicated to providing national and global customers with products to the ultimate of specification and design, manufactured to exceed the highest international standards.

Investment in manufacturing and process technology, combined with an international sales and distribution network, places Renold's commitment to the development of chain products and customer service at the forefront of the industry. Renold's 16 national sales companies and over 70 country distributors around the world have direct access to extensive Renold design, test and manufacturing facilities, enabling the chain required to be promptly specified and produced. Renold, the power transmission specialists, provide a worldwide customer orientated product service.


CONSISTENCY

Only materials that meet the Renold exacting specifications are used for the manufacture of our chain components.

Stringent process control at every stage of production including component manufacture, heat treatment, and assembly, ensure the consistent quality of all Renold Chain.



Every chain is proof loaded, resulting in minimum initial wear, greater fatigue resistance and improved wear performance.



Corrosion protection and long life are achieved by automatically coating every chain with a specially formulated lubricant. Chain lubrication is one of the most important factors in achieving a long and trouble free service life. Renold can advise the correct method to suit your needs.



QUALITY

Our commitment to quality ensures that Renold Transmission and Conveyor Chain conforms to and surpasses the highest international standards of manufacture and design, including approval by the American Petroleum Institute.

All of our manufacturing systems conform to API and ISO9001.



Renold employees are fully trained to ensure all products meet the unique Renold specification.



We also manufacture to the specifications required by API, BAe, CAA, LONDON UNDERGROUND, ROLLS-ROYCE and JAGUAR.

RENOLD INVEST IN OUR STRENGTH



RENOLD WORLDWIDE

AUSTRALIA

Melbourne (Victoria),
Tel + 61 (03) 9262 3333 Fax + 61 (03) 9561 8561
e-mail: melcag@renold.com.au *web*: <http://www.renold.com.au>
also at: Sydney, Brisbane, Adelaide, Perth, Newcastle, Wollongong, Townsville

AUSTRIA

Vienna,
Tel + 43 (0) 13303484 Fax + 43 (0) 13303484-5
also at: Kisköros (Hungary),
Jaroslavice (Czech Republic)

BELGIUM

Brussels,
Tel + 32 (0) 2 201 1262 Fax + 32 (0) 2 203 2210 *e-mail*: info@renold.be.

CANADA

Brantford (Ontario),
Tel + 1 519 756 6118 Fax + 1 519 756 1767
also at: Montreal

DENMARK

Brøndby (Copenhagen),
Tel + 45 43 45 26 11 Fax + 45 43 45 65 92

FRANCE

Seclin,
Tel + 33 (0) 320 16 29 29 Fax + 33 (0) 320 16 29 00

GERMANY

Einbeck,
Tel + 49 (0) 5562 81248 Fax + 49 (0) 5562 81130
e-mail: arnoldandstolzberg@t-online.de
also at: Hamburg, Bielefeld, Düsseldorf, Frankfurt, Kornwestheim, Berlin

MALAYSIA

Petaling Jaya,
Tel + 603 731 5880 Fax + 603 731 5881
also at: Johor Bharu, Ipoh, Butterworth

NETHERLANDS

Amsterdam,
Tel + 31 (0)20 6146661 Fax + 31 (0)20 6146391

NEW ZEALAND

Auckland,
Tel + 64 9 570 1204 Fax + 64 9 570 1205 *web*: <http://www.renold.com.au>
also at: Christchurch

SINGAPORE

Singapore,
Tel + 65 760 2422 Fax + 65 760 1507
e-mail: renoldsp@mbox5.singnet.com.sg

SOUTH AFRICA

Benoni (Johannesburg),
Tel + 27 11 845 1535 Fax + 27 11 845 3645
also at: Witbank, Durban, Richards Bay, Port Elizabeth, East London, Cape Town

SWEDEN

Sollentuna (Stockholm),
Tel + 46 (0) 8 6230080 Fax + 46 (0) 8 6230075 *e-mail*: info@renold.se

SWITZERLAND

Dübendorf (Zurich),
Tel + 41 1 821 45 85 Fax + 41 1 821 46 03
also at: Crissier (Lausanne)

UK

Burton upon Trent,
Tel + 44 (0) 1283 512940 Fax + 44 (0) 1283 512628
e-mail: ukchain@renold.com

USA

Cincinnati,
Tel + 1 513 346 7510 Fax + 1 513 346 7520

WEB

<http://www.renold.com>

E-MAIL

e-mail: enquiry@renold.com

For other country distributors please contact Renold UK.

Whilst all reasonable care in compiling the information contained in this brochure is taken, no responsibility is accepted for printing errors.
All information contained in this brochure is subject to change after the date of publication.

RENOLD